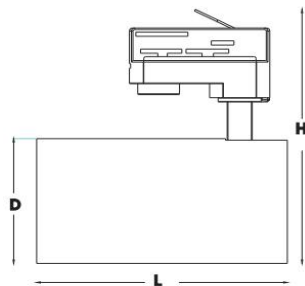






## F-Track30

Citizen LED  
 120lm/W at CRI80  
 CRI80|90|97 are available  
 Reflector interchangeable  
 No screws visible  
 5 years warranty  
 25W|30W |35W|40W

### Product specification

Type :	LED Track light		
Housing materials	6063 brushed aluminum alloy		
Color of housing	White   Silver   Black   customized		
Adapter	4 wires 3 phase		
Brand of adapter	Power gear   Global		
Power :	25W   30W   35W (Φ90*190mm)		
Tridonic Power Supply	40W (Φ110*200mm)		
Beam angle:	12°/24°/ 38°/60° interchangeable		
LED source:	Citizen 1206	Citizen1208 (CRI90)	
Efficiency :	110-120lm/W		
CRI :	80   90   97		
CCT :	2700K   3000K   4000K  5000K  6000K		
IP rate	IP20		
Net.Weight without driver	990g		
Lamp construction	Internal driver		
Features of the Driver	Built in active PFC function, high PF, low THD Fast start, turn on delay is less than 0.5S High Conversion efficiency (Type 90%) Cooling by free air convection		
Voltage:	220-240V		
DC current	0.6A-0.75A		
DC voltage range	30-42V		
Power factor	PF>0.95 @ 230VAC full load.		
Total harmonic distortion	THD < 15%		
Weight of the driver	150g		
Efficiency	89.50%		

## Appearance



**New**

## F-TRACK30

Citizen Version 6 COB LED: 120-130 Lum/W @CRI80  
Aluminum reflector: 15°24°38°60°  
Adjustable: Continuous 350°rotation and 90°pivot

You can change different beamangle by changing reflector by hand directly